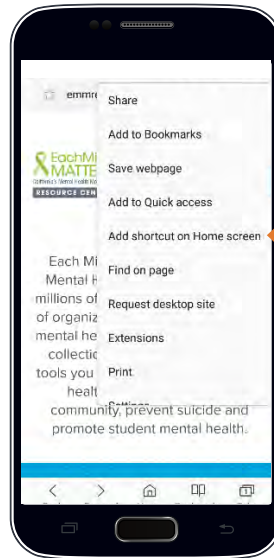



At Your Fingertips: Access Resources on the Go

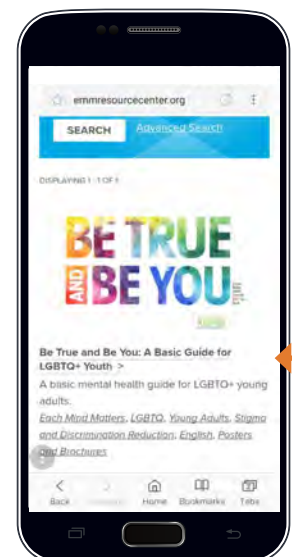
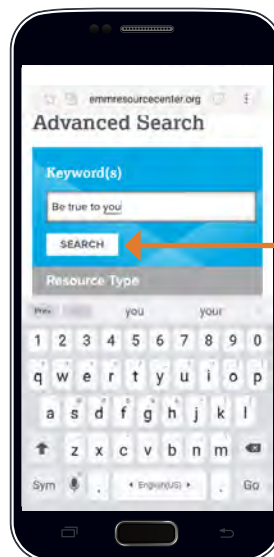

Saving the EMM Resource Center website as an icon on your phone

1. Open your Google browser on your Android and search for emmresourcecenter.org.
2. Tap the three dots in the top right hand corner to pull up the sharing menu.
3. Select "Add shortcut on Home screen" to create an icon for easy access to the website. The icon will appear on your home screen.



Searching for a Resource and Sharing via Social Media and Email

1. Start on the EMM Resource Center homepage.
2. Click the "Search Resources" button.
3. Type in the keyword(s) you would like to search, then hit the "Search" button.
4. View the search results and click the title of the resource you want to view.

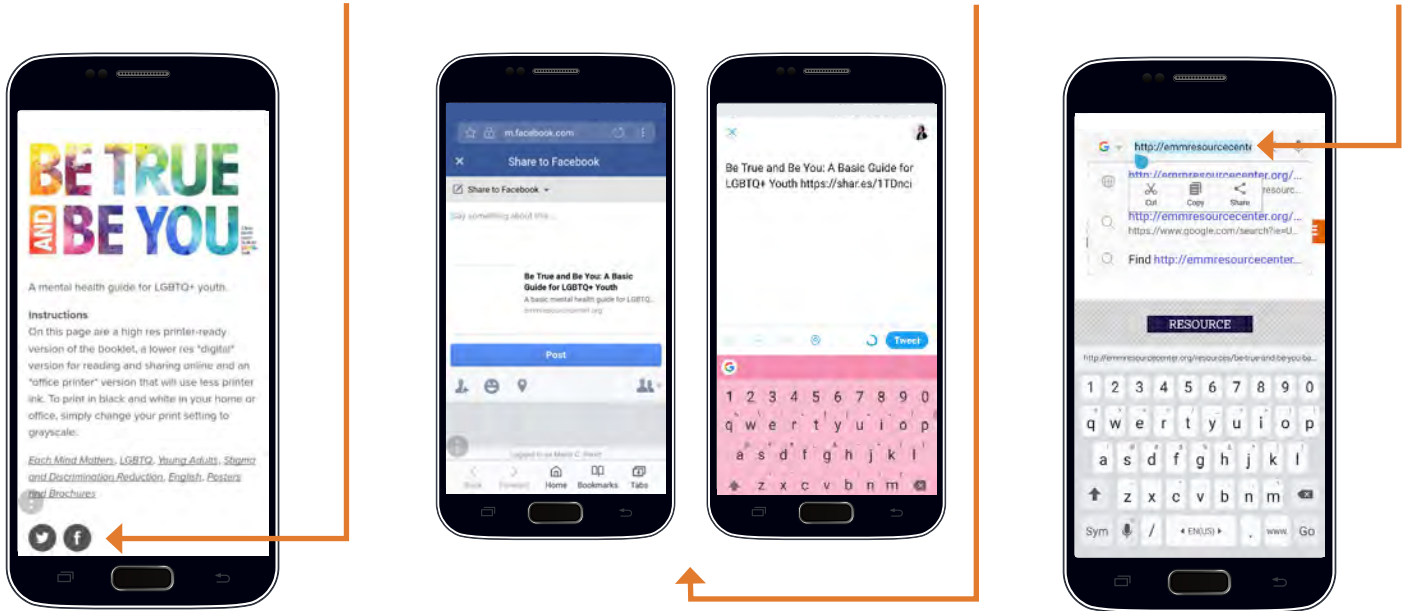


(cont on back side)

At Your Fingertips: Access Resources on the Go

Searching for a Resource and Sharing via Social Media and Email (cont)

5. Click the share icon for Twitter or Facebook to share the resource directly with your social media followers.
6. Finish the posting process on your chosen social media platform by clicking "Post" for Facebook or "Tweet" for Twitter.
7. To send a resource via email, select the resource URL and copy it, then paste it into the body of an email.



Signing up for the EMM Insiders Newsletter

1. On the EMM Resource Center homepage, scroll to the footer.
2. Click "Sign up for our newsletter!" under the social media icons.
3. Fill out the required fields and click "Subscribe."

