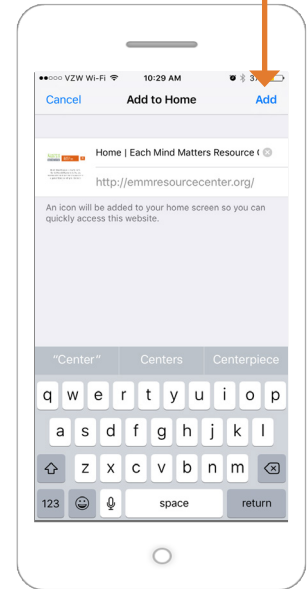

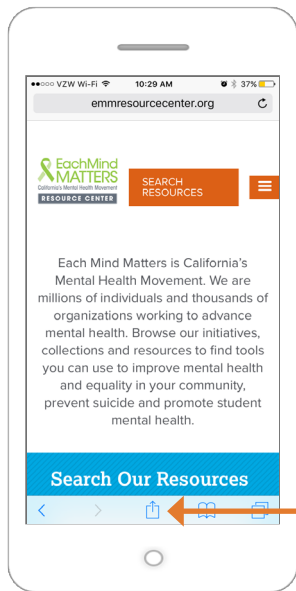


At Your Fingertips: Access Resources on the Go


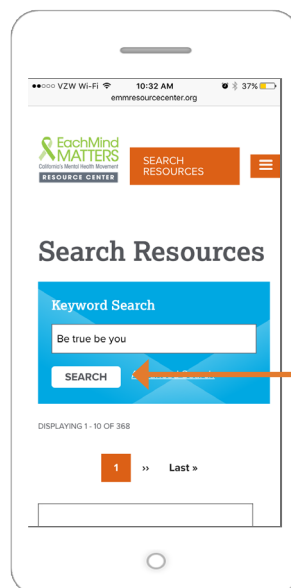

Saving the EMM Resource Center website as an icon on your phone

1. Open your Safari browser on your iPhone and search for emmresourcecenter.org.
2. Click the center button to pull up the sharing menu.
3. Select "Add to Home Screen" to create an icon for easy access to the website.
4. Click "Add" to finish adding the icon to your home screen.



Searching for a Resource and Sharing via Social Media and Email

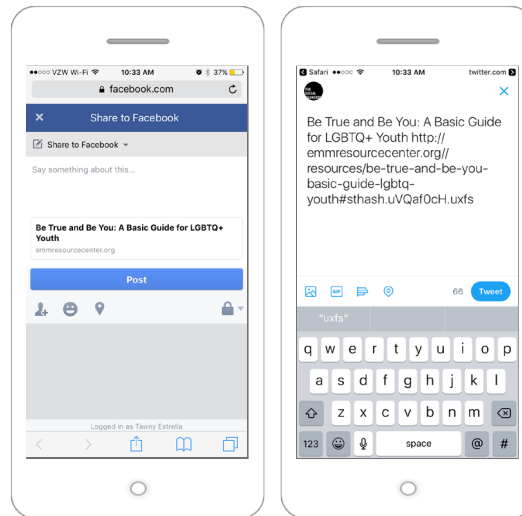
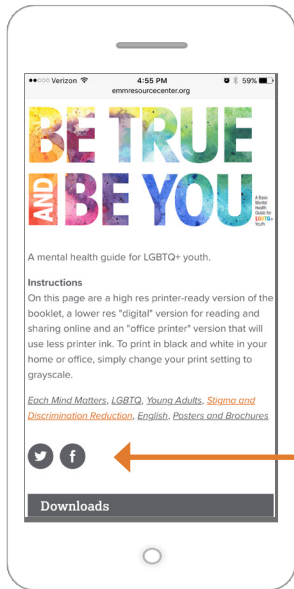
1. Start on the EMM Resource Center homepage. Click the "Search Resources" button.
2. Type in the keyword(s) you would like to search, then hit the "Search" button.
3. View the search results and click the title of the resource you want to view.



At Your Fingertips: Access Resources on the Go

Searching for a Resource and Sharing via Social Media and Email (cont)

- Click the share icon for Twitter or Facebook to share the resource directly with your social media followers.
- Finish the posting process on your chosen social media platform by clicking "Post" for Facebook or "Tweet" for Twitter.
- To send a resource via email, highlight the resource URL and select copy, then paste it into the body of an email.



Signing up for the EMM Insiders Newsletter

- On the EMM Resource Center homepage, scroll to the footer. Click "Sign up for our newsletter!" under the social media icons.
- Fill out the required fields and click "Subscribe."

